

GUEST ROOMS

1,020 guest rooms & suites

• Standard Resort Rooms	332 sq. ft.
• Premium Resort Rooms	332 sq. ft.
• Standard Tower Rooms	335 sq. ft.
• One Bedroom Suites	675 sq. ft.
• Two Bedroom Suites	729 sq. ft.
• Presidential Suite	1666 sq. ft.


Upgrade to a Premium Resort Style Room with a microwave and refrigerator, conveniently located near our Grand Lagoon Pool. Upgrade to a Tower Room and enjoy spectacular views of SeaWorld® Orlando or the Convention Center District.

IN-ROOM AMENITIES

- DoubleTree Sweet Dreams® Bed
- High speed wireless internet access (daily fee applies)
- 42" LCD HD TV
- Dual-cup single-brew coffee maker
- Workstation
- Clock radio
- Iron & ironing board
- Hairdryer
- Programmable safe
- Room controlled heating and air conditioning
- All rooms are non-smoking

ON-PROPERTY CONVENIENCE

- 24 Hour Pantry
- Automated Teller (ATM)
- Thrifty Car Rental Desk
- Coin Laundry
- Concierge Desk
- Gift Shop
- World Famous DoubleTree Cookies
- Guest Activity/Recreation Desk



- Laundry/Valet Service
- Luggage Hold
- Multi-Lingual Staff
- Safety Deposit Box

AWARDS

- AAA Three Diamond Award®, 2017
- Best of Meetings Today Award, 2017
- Trip Advisor Certificate of Excellence Award
- Florida Certified Green Lodging Facility

RECREATION & FITNESS

- 24 Hour On-site Fitness Center
- Three (3) Outdoor Fire Pits
- Nine (9) Hole Miniature Golf Course
- Children's Club at Hideaway Cove
- Grand Lagoon Pool
- Family Fun Pool



PARKING & TRANSPORTATION

- Self parking - fee included in Resort Fee + tax
- Valet parking - fee + tax
- Complimentary shuttle to:
 - Aquatica® Orlando, SeaWorld® Orlando and Universal Orlando®
- Walt Disney World® shuttle available for a fee Round Trip

LOCATION

- 15 minutes from Orlando International Airport
- In the heart of International Drive shopping, dining and entertainment district
- 2 miles from I-drive 360, home of the Orlando Eye
- Walking distance to SeaWorld® Orlando
- 5 miles from Universal Orlando®
- 7 miles from Walt Disney World® Resort



EAT & DRINK

Barefoot Bar – Poolside libations including frozen specialties and light fare are on the menu at this festive bar, located at the edge of the Resort's Grand Lagoon Pool.

Laguna – Our full service restaurant serves a bountiful breakfast daily and specializes in serving an all-day menu offering a wide variety of appetizers, salads, signature sandwiches, steak and seafood in a casual atmosphere.

Sonoma Lobby Bar – Our California inspired Sonoma Lobby Bar offers a variety of premium wines, beers from around the world and a relaxing atmosphere located in the heart of our Main Lobby. Open daily, a Tapas menu of small plates making Sonoma the ideal place to relax after a day of work or play.

The Market – Choose from an array Starbucks products as well as fresh pastries, made to order New York deli-style sandwiches and more including pizzas, flatbreads, and salads. Enjoy items from The Market either on our patio or take food out to enjoy in the comfort of your guest room.

The Pantry – Open 24 hours, The Pantry is the ideal spot for a quick bite to eat on the go.

In-Room Dining – Enjoy food served in the privacy of your guest room, prepared by our top chefs.



10100 INTERNATIONAL DRIVE, ORLANDO, FL 32821 | 407.354.5074
VISIT US AT: DTRESORTORLANDO.COM

We've
Branched
Out




DOUBLETREE
BY HILTON™
ORLANDO
AT SEAWORLD®

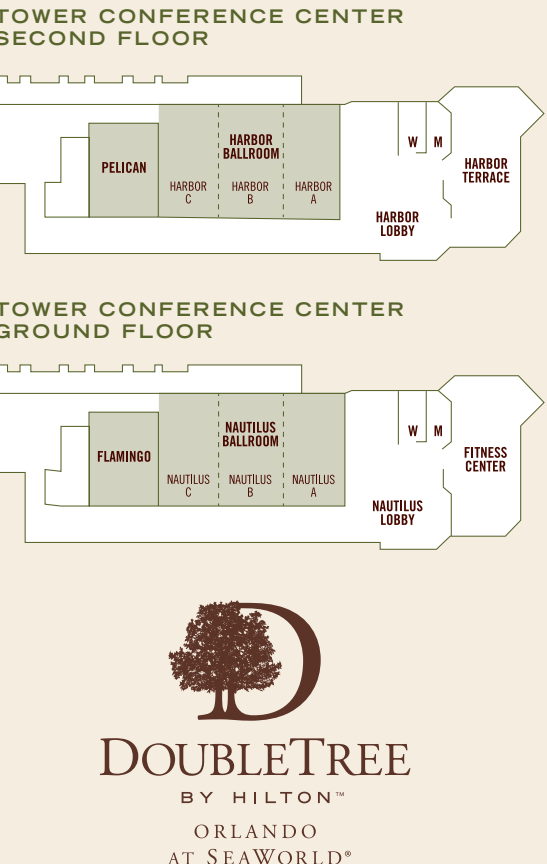
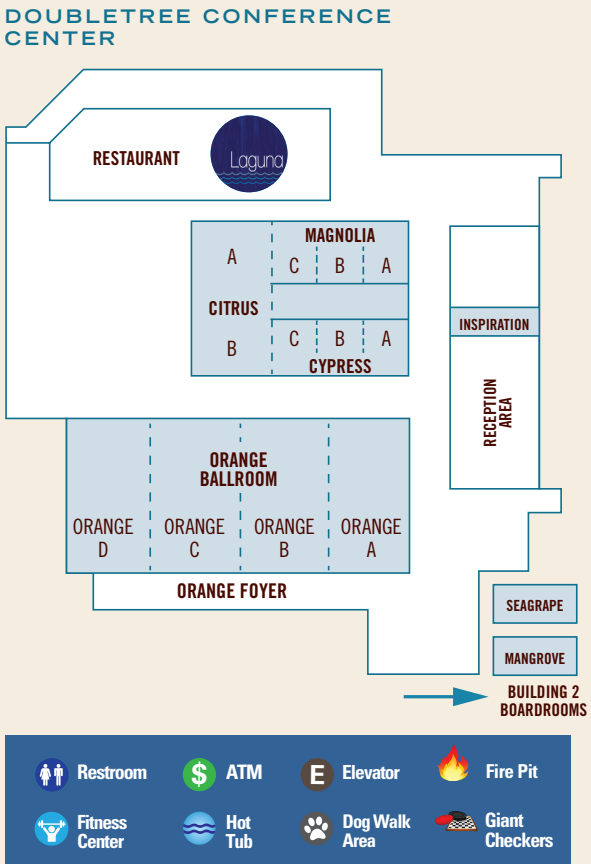
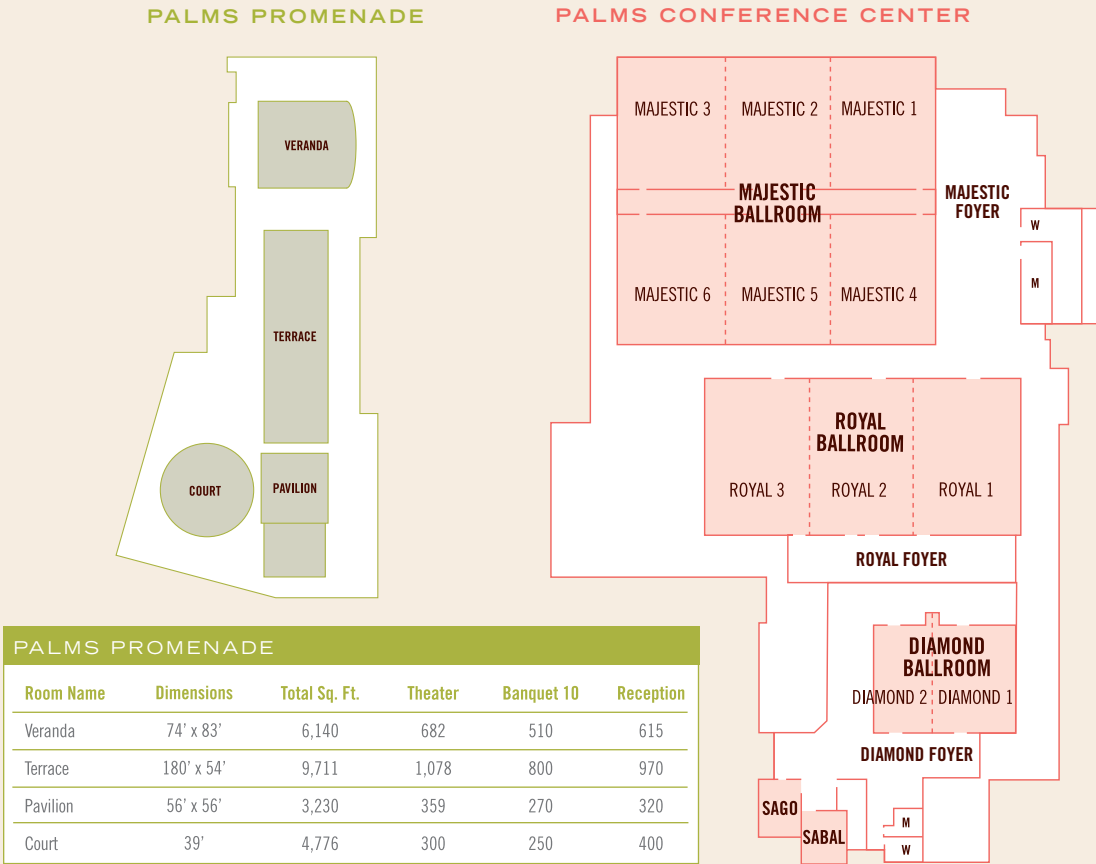
MULTI-MILLION DOLLAR RENOVATION FEATURING AN ADDITIONAL
40,000 SQ FT OF INDOOR/OUTDOOR EVENT SPACE



The DoubleTree by Hilton Orlando at SeaWorld will offer everyone from vacationing families, to groups of up to 2,000, a secluded getaway just minutes from the best Orlando has to offer.

We've Branched Out with a multi-million dollar renovation that allows us to accommodate even larger groups and events, with approximately 100,000 square feet of breathtaking indoor and outdoor event space and a full range of complementing services.

100,000 SQUARE FEET OF INDOOR AND OUTDOOR FUNCTION SPACE



PALMS CONFERENCE CENTER											
Room Name	Dimensions	Total Sq. Ft.	Ceiling Height	Classroom	Theater	Banquet 10	Reception	Tradeshow 10x10	Conference	U-Shape	H-Shape
Majestic Ballroom	127' x 147'	18,622	25'	1,275	2,055	1,450	1,947	93	—	—	—
Majestic 1,2,3,4,5 or 6	57' x 49'	2,827	25'	142	311	220	295	14	—	—	—
Royal Ballroom	114' x 68'	9,792	20'	640	1,200	700	1,000	49	—	—	—
Royal 1, 2 or 3	48' x 68'	3,264	20'	200	300	250	54	16	54	66	84
Diamond Ballroom	64' x 50'	3,200	10'	200	350	240	270	16	48	66	78
Diamond 1 or 2	30' x 50'	1,500	10'	96	290	1020	120	8	36	45	48
Sabal Boardroom	—	273	8'	—	—	—	—	—	12	—	—
Sago Boardroom	—	378	12'	—	—	—	—	—	12	—	—

DOUBLETREE CONFERENCE CENTER											
Room Name	Dimensions	Total Sq. Ft.	Ceiling Height	Classroom	Theater	Banquet 10	Reception	Tradeshow 10x10	Conference	U-Shape	H-Shape
Orange Ballroom	148' x 80'	11,840	14'	800	1,300	800	1,000	59	—	—	—
Orange A, B, C, or D	80' x 37'	2,960	14'	140	300	180	250	15	66	60	84
Citrus	75' x 35'	2,730	12'	150	340	180	225	—	60	60	81
Citrus A or B	39' x 35'	1,365	12'	60	150	80	120	—	30	35	48
Cypress	30' x 60'	1,800	12'	100	225	120	150	—	42	42	60
Cypress A, B or C	30' x 20'	600	12'	24	50	40	40	—	20	21	24
Magnolia	30' x 60'	1,800	12'	100	225	120	150	—	42	35	60
Magnolia A, B or C	30' x 20'	600	12'	24	50	40	40	—	20	24	24
Seagrape Boardroom	—	619	8'	—	—	—	—	—	12	—	—
Mangrove Boardroom	—	619	8'	—	—	—	—	—	12	—	—
Inspiration Room	—	342	9'	—	—	—	20	—	6	—	—

	TOWER CONFERENCE CENTER											
	Room Name	Dimensions	Total Sq. Ft.	Ceiling Height	Classroom	Theater	Banquet 10	Reception	Tradeshow 10x10	Conference	U-Shape	H-Shape
GROUND FLOOR	Nautilus Ballroom	79' x 42'	3,318	12'	150	300	200	300	17	—	70	108
	Nautilus A or C	27' x 42'	1,134	12'	66	100	80	100	—	30	36	42
	Nautilus B	25' x 42'	1,050	12'	54	72	60	50	—	24	24	30
	Flamingo	28' x 36'	1,008	12'	45	80	60	50	—	24	24	30
	Harbor Ballroom	79' x 37'	2,923	11'	150	360	180	275	15	—	70	84
SECOND FLOOR	Harbor A or C	27' x 37'	999	11'	66	100	80	100	—	30	30	42
	Harbor B	25' x 37'	925	11'	36	70	40	50	—	24	21	30
	Harbor Terrace	—	1,512	—	—	—	100	120	—	—	—	—
	Pelican	25' x 28'	700	11'	45	80	60	50	—	24	24	30